

DC Legal Aid Transformations Network FALL 2022 Report

A PARTNER CPRM Comparative Highlights Report



Through the DC Legal Aid Transformations Network (DC LATN), the DC Bar Foundation (DCBF) is bringing together legal aid providers, funders, community activists, social service providers, and other stakeholders to build and sustain a network that will help us advance a user-centered system grounded in wellbeing, anti-racism, and anti-poverty, starting with creating a coordinated intake and referral system in DC and evolving into a "network of networks" for connectivity, alignment, and action.


Since DC LATN's first convening in June 2021, DCBF asked the network at the September 2022 convening for feedback about the network status, progress, and existing ecosystem of organizations and community stakeholders that currently support access to legal aid for District residents. This year (September 2022), 103 organizations were invited to participate in a Social Network Analysis of their current organizational partnerships, compared to 75 organizations in 2021. These organizations were sent a network survey using Visible Network Labs' PARTNER CPRM platform (www.partnertool.net). In September 2022, sixty-one organizations responded to the survey, for a 59% response rate. Comparatively, in June 2021 forty-three organizations responded to the survey, for a 57% response rate.

The DC Legal Aid Transformations Network will use the PARTNER data to understand how to build on current collaborative strengths, identify opportunities for effective collaboration in the future and how to develop an effective structure to achieve its goals.

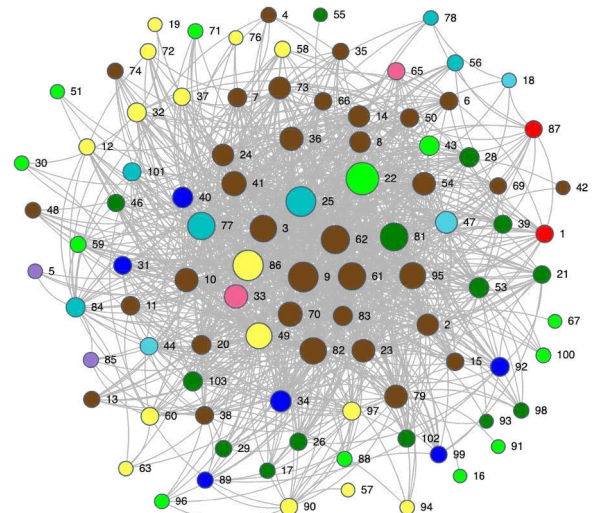
Network Structure

These are the network maps of the DC Legal Aid Transformations Network. The maps show each organization represented as a circle (node). The lines among the nodes represent all relationships that were reported by respondents. Nodes are colored by organizational type. The size of the node shows which organizations have the greatest number of connections. The node labels, their corresponding organization names, and their organizational types are listed in the Comparison Report.

Time 1 (2021)



Time 2 (2022)

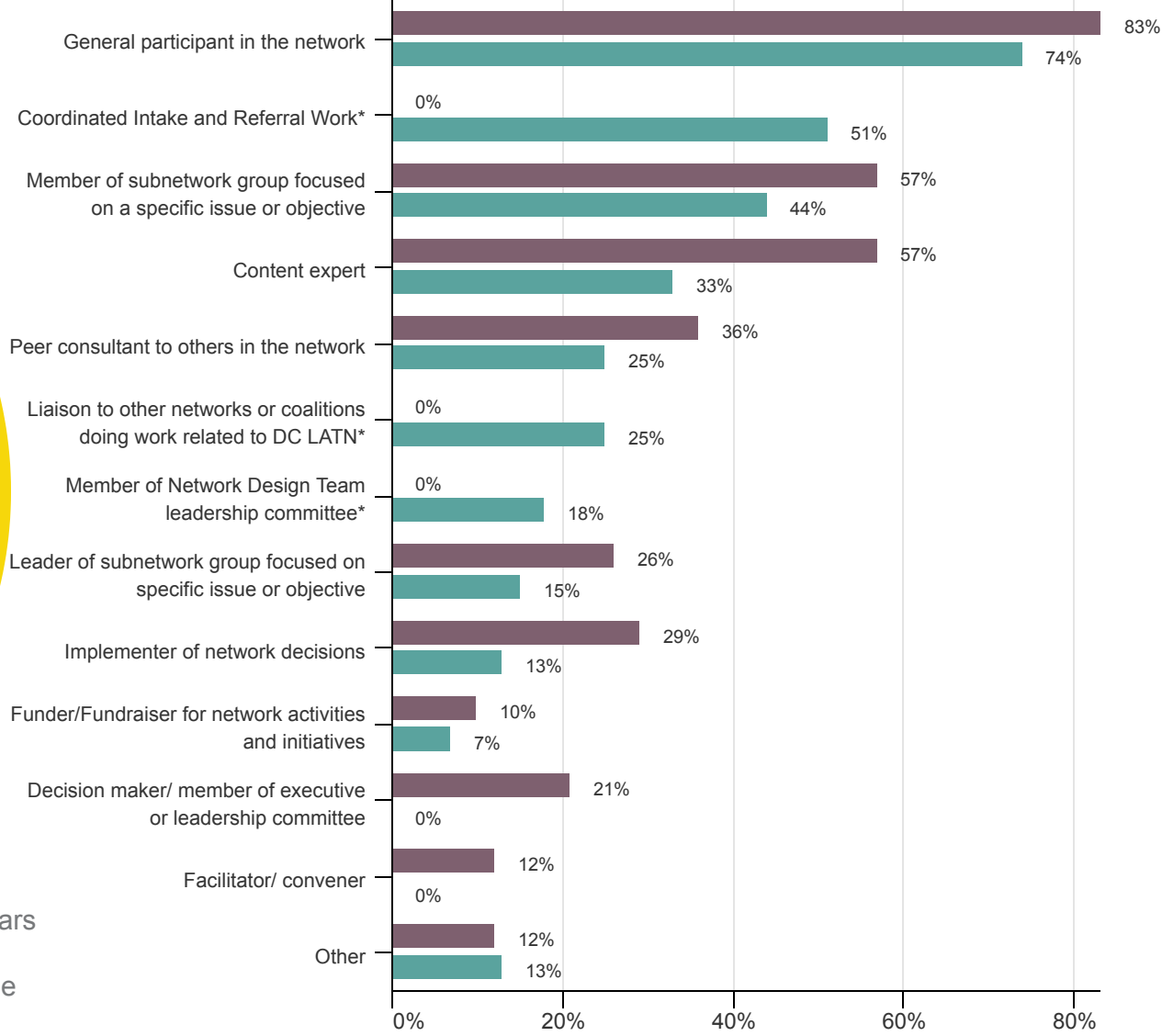


- Academia
- Advocacy
- Art
- Bank
- Business
- Evaluation
- Faith-Based
- Government
- Health & Social Services
- Individual
- Legal (Corporate/Firm)
- Legal Aid Provider
- Media
- Philanthropy
- Technology

What roles would your organization like to play in the DC LATN? (Select all that apply)

● 2021 ● 2022

n = 42 respondents in 2021 and 62 respondents in 2022 reported for this question

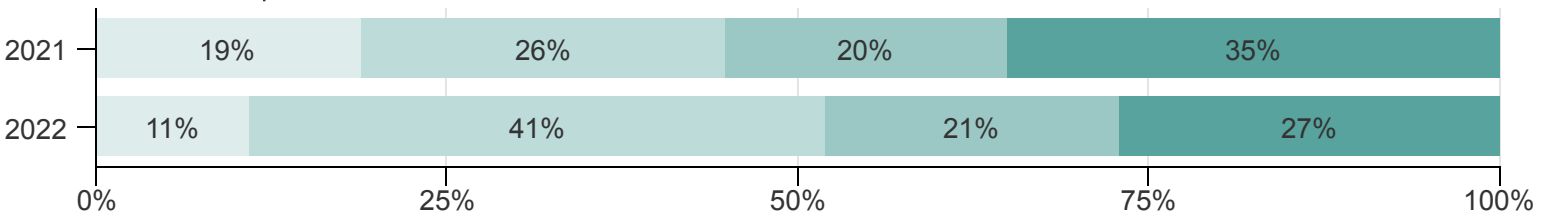


In both 2021 and 2022, most organizations identify as general participants in the network. Also, over half of 2022 respondents would like to play the role of coordinating intake and referral work, a new response option in the 2022 survey.

*Response option appears in the T2 (September 2022) survey and not the T1 (June 2021) survey.

Intensity of Interaction

It is a positive result that connections are somewhat distributed across the four types of relationships. From 2021 to 2022, the most common level of interaction changed from **Integration** to **Cooperation**. This means that a greater share of relationships in the network is now less resource-intensive to maintain, and the network is better positioned to be sustainable over time.



Level of Interaction

- Awareness**
Involves awareness of an organization's services, mission, etc.
- Cooperation**
Involves exchanging information, attending meetings together, and sharing resources
- Coordination**
Involves synchronization of activities for mutual benefit
- Integration**
Involves a formal or binding relationship that may involve contracts, grants, etc.

What kinds of activities does your relationship with this organization entail?
(Select all that apply)

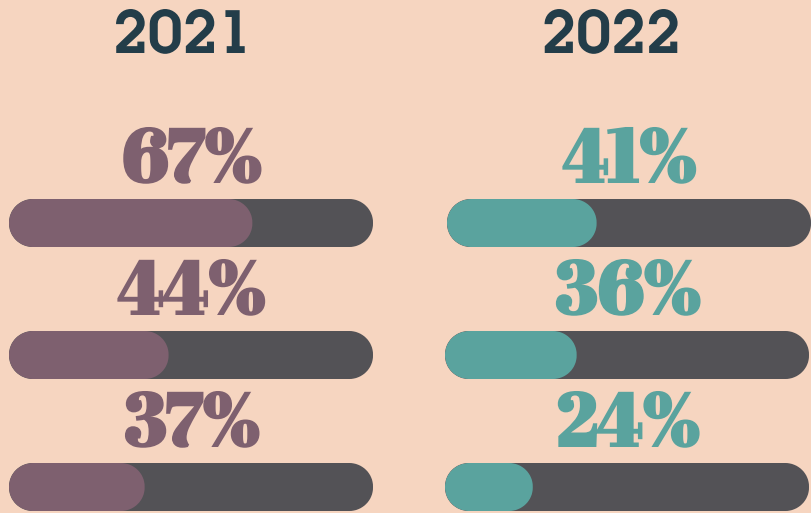
n = 574 relationships in 2021 and 901 relationships in 2022 reported for this question

In both 2021 and 2022, the most common activities that relationships in the network entail are client referrals and advocacy.

Client Referrals

Advocacy

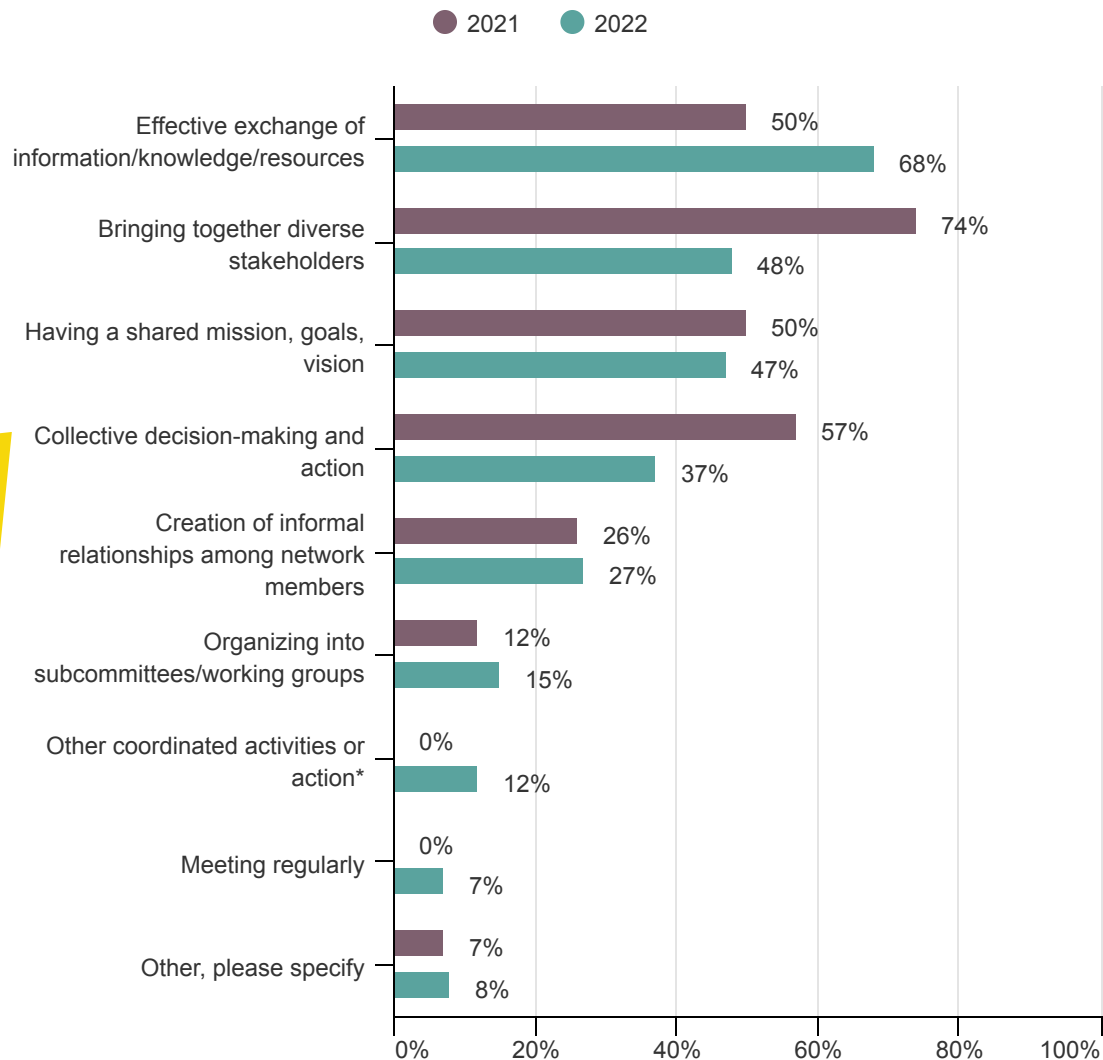
Service Delivery



What aspects of collaboration will be the most important to the DC LATN's success?
(Select up to 3)

n = 42 respondents in 2021 and 60 respondents in 2022 reported for this question

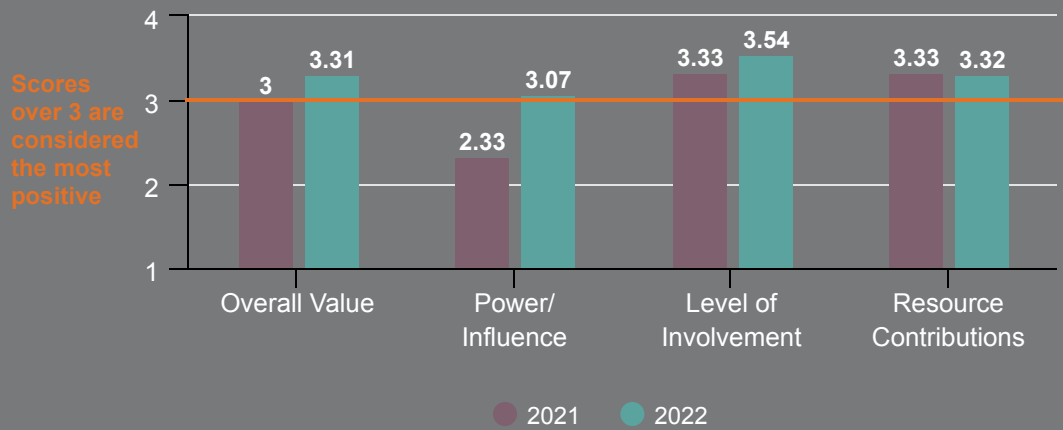
In 2022, most respondents (68%) believe the effective exchange of information/knowledge/resources will be important to DC LATN's success, while in 2021, most respondents (74%) selected bringing together diverse stakeholders.



*Response option appears in the T2 (September 2022) survey and not the T1 (June 2021) survey.

Value

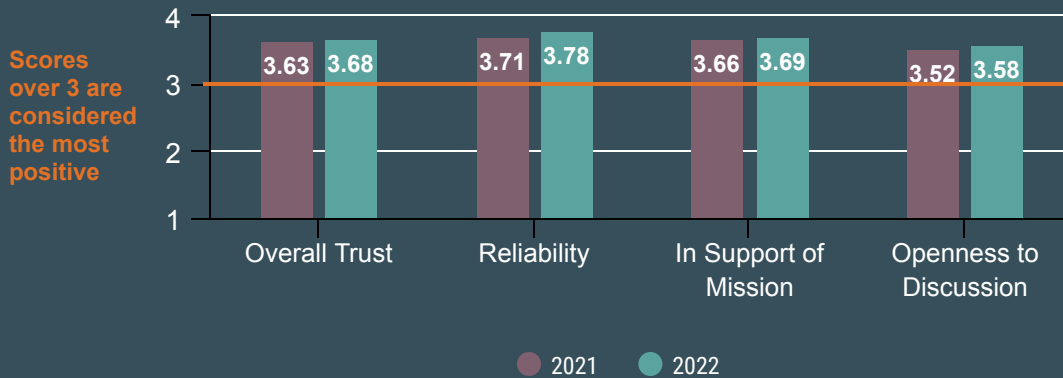
There are **notable increases in power/influence and level of involvement perceptions** in the network, while resource contribution scores have remained virtually the same.



n = 564 relationships in 2021 and 846 relationships in 2022 reported for these questions

Trust

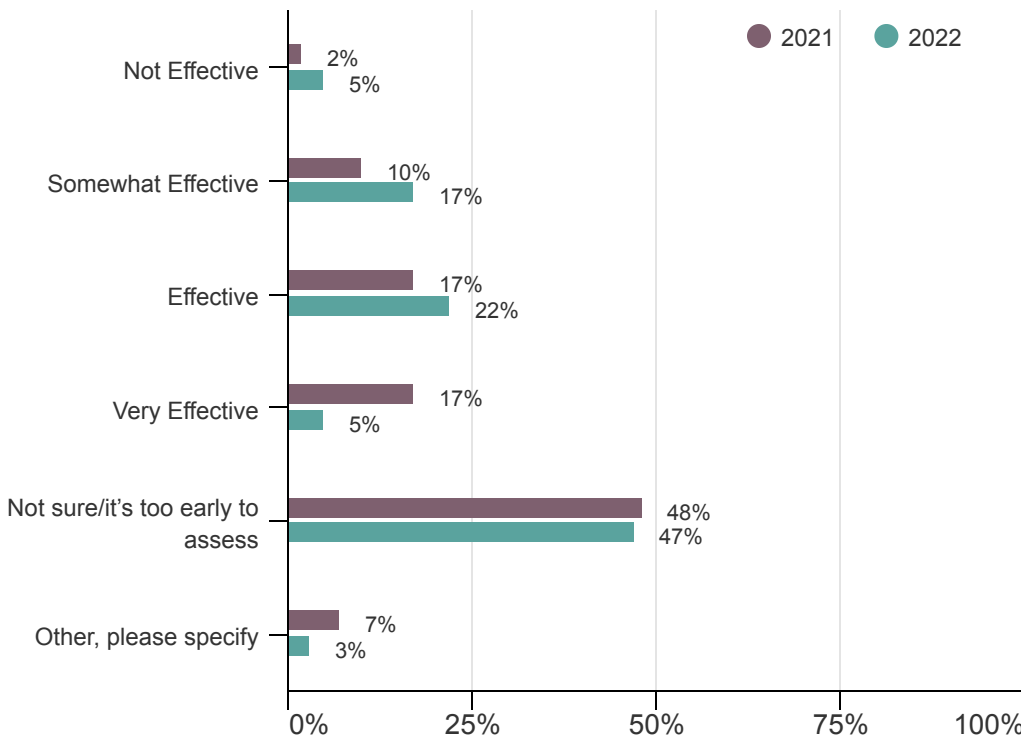
Members placed a very high level of trust in their network relationships in both **2021** and **2022**. In particular, **network partners were perceived as particularly reliable**.



n = 666 relationships in 2021 and 801 relationships in T2 reported for these questions

To truly have a strong ecosystem, the DC LATN needs to explore issues of anti-racism, diversity, equity, and inclusion within and across the network of partners and the work being done in the community.
How effective has the DC Legal Aid Transformations Network been in creating this forum?

n = 42 respondents in 2021 and 59 respondents in 2022 reported for this question



Responses in **2022** are very similar to those in **2021**, with just under half of the respondents suggesting it's too early to assess the DC LATN's effectiveness in creating a forum to explore the issues of anti-racism, diversity, equity, and inclusion.